

Bulletin

Public Debt

MINISTRY OF FINANCE
SOCIALIST REPUBLIC OF VIETNAM

N^o
12
Nov-2021

Statistic Tables

2016 - 2020

Hanoi, November - 2021



Department of Debt Management and External Finance
Ministry of Finance
Socialist Republic of Vietnam

28 Tran Hung Dao St., Hoan Kiem, Ha Noi, Viet Nam

Tel: (84-24) 2220 2828

Fax: (84-24) 2220 2868

Email: taichinhdoingoai@mof.gov.vn

Table of contents

Preface	5
Part I: General introduction	
Acronyms and abbreviations.....	7
Coverage	8
Methodology	8
Sources.....	9
Part II: Statistic data	
Exchange rate	11
Public debt data tables	12
Charts	18
Part III: Definitions	19

Preface

The Decree No. 94/2018/ND-CP of the Government dated June 30th 2018 on Public Debt Management operations regulates the regime of reporting and information disclosure on public debts and external debts of the country. This Bulletin is issued under the regulation of disclosure on public debts and external debts of this Decree.

The public debt information is compiled by The Department of Debt Management and External Finance, Ministry of Finance of Vietnam based on data provided by relevant departments of Ministry of Finance (Department of State Budget, State Treasury, Banking and Financial Institution) and the others relevant Government agencies (Ministry of Planning and Investment, State Bank of Vietnam).

To avoid misinterpretation of the data presented on each table, it is necessary to understand correctly the coverage, classifications and definitions of the technical terms used in this bulletin. This information is provided in Part I. General introduction for reference.

We would like to introduce Bulletin No.12 on Public Debt of Vietnam for the period 2016 – 2020. The statistical data for the year 2020 shall be revised following the respective final accounts of the State Budget approved by National Assembly. Comments from readers are highly appreciated in order to improve the Bulletin.

Comments on the Bulletin on Public Debt should be sent to:

Department of Debt Management and External Finance, Ministry of Finance
Socialist Republic of Vietnam

28 Tran Hung Dao st.,

Hoan Kiem, Ha Noi

Viet Nam

Tel: (84-24) 2220 2828

Fax: (84-24) 2220 2868

Email: taichinhdoingoi@mof.gov.vn

FOR THE BOARD OF EDITORS

A handwritten signature in black ink, appearing to read "Truong Hung Long", is positioned above the name and title of the General Director.

Truong Hung Long
General Director

Department of Debt Management and External Finance
Ministry of Finance



PART I

General introduction

Acronyms and abbreviations

Creditors/Donors

ADB	Asian Development Bank
IDA	International Development Association
IFAD	International Fund for Agricultural Development
IMF	International Monetary Fund
NDF	Nordic Development Fund
NIB	Nordic Investment Bank
OPEC	Organization of the Petroleum exporting countries
OFID	OPEC Fund for International Development
EIB	European Investment Bank

Currencies

AUD	AUSTRALIAN DOLLAR	KWD	KUWAITI DINAR
CAD	CANADIAN DOLLAR	MYR	MALAYSIAN RINGGIT
CHF	SWISS FRANC	NOK	NORWEGIAN KRONE
CNY	CHINESE YUAN RENMINBI	NZD	NEW ZEALAND DOLLAR
DKK	DANISH KRONE	SDR	SPECIAL DRAWING RIGHTS
EUR	EURO	SEK	SWEDISH KRONA
GBP	POUND STERLING	SGD	SINGAPORE DOLLAR
INR	INDIAN RUPEE	THB	THAILAND BAHT
JPY	JAPANESE YEN	USD	UNITED STATES DOLLAR
KRW	KOREAN WON	VND	VIETNAMESE DONG

Others:

MOF	Ministry of Finance of Vietnam
DMEF	Department of Debt Management and External Finance
DMFAS	Debt management and Financial Analysis System
BOP	Balance of Payment

Coverage

The report provides information on the Public Debt of Vietnam, it includes Central Government debt, Government-guaranteed debt, Sub-national government debt and

non-guaranteed external debts of enterprises under the self-borrowing and self-repayment modality.

Methodology

Methodology for data aggregation

Using the United Nations Conference on Trade and Development's (UNCTAD) Debt Management and Financial Analysis System (DMFAS), MOF compiles data from detailed loan records and provides aggregated reports on the total external debt of Central Government and Government-guaranteed external debts. The data of the Government domestic debt is collected from statistic reports.

Conversion to a common currency

To produce the summary tables, the debt data have to be converted into a common currency, either U.S. dollar or Vietnamese dong. The conversion is executed as follows:

- Stock figures, such as debt outstanding, are converted using end-period exchange rates;
- Flows figures, such as debt services and disbursement during the reporting period, are converted using exchange rates as of the date of each transaction.

Exchange rates are determined for its transactions once per month. A clearing exchange rate for each month is provided for the last day of the previous month.

Classifications

The public debt classifications follow the provisions of Law on Public Debt Management and comply with internationally adopted standards, as presented in *Public Sector Debt Statistics: Guide for Compilers and Users*¹.

Revision Policy

Figures, presented on the column with symbol "(P)", are provisional and, therefore, subject to revision. This is because information on some transactions, especially disbursements, sometimes arrive three to six months after the end of reporting period. As a result, figures on outstanding and disbursement might not represent actual conditions.

To overcome this problem, in the subsequent six months, the revision to these figures will be made with an "(R)" symbol, which stands for "revised".

¹ Bank for International Settlements, Commonwealth Secretariat, Eurostat, International Monetary Fund, Organization for Economic Co-operation and Development, Paris Club Secretariat, United Nations Conference on Trade and Development and World Bank (2011), *Public Sector Debt Statistics: Guide for Compilers and Users*.



Sources

Debt data


The main sources of information for this Bulletin are the database of public debt of Vietnam administered by MOF using DMFAS and statistical reports of the relevant agencies.

Reference data

The reference data or common information required in administering the debt data and/or transactions are composed of:

- Exchange rates;
- Common interest rates/variable interest rates, such as LIBOR, SIBOR, etc.

The exchange rates applied for converting transactions (disbursement and debt services) and/or stock and projected flow figures obtained from the Monthly Clearing Rate provided by Ministry of Finance applicable for the following month, for budget records purposes.



PART II

STATISTICS DEBT DATA

Exchange rates

Currency/1 USD

Currency	Date				
	31/12/2016	31/12/2017	31/12/2018	31/12/2019	31/12/2020
AUD	1,31581	1,31871	1,37002	1,48002	1,35001
CAD	1,34090	1,28578	1,33002	1,32998	1,29997
CHF	1,01122	0,98409	1,00000	1,00000	0,89999
CNY	6,88217	6,60907	6,94895	7,03007	6,57990
DKK	6,98671	6,27649	6,55043	6,79079	6,21975
EUR	0,93897	0,84345	0,87998	0,91000	0,84001
GBP	0,80115	0,74526	0,78000	0,77000	0,75000
INR	66,70091	64,32951	69,72393	71,42901	73,82484
JPY	112,07106	112,25500	113,65000	109,68246	103,95067
KRW	1.162,00000	1.069,09520	1.136,50000	1.157,15000	1.103,85714
KWD	0,30305	0,30140	0,30000	0,30000	0,31000
MYR	4,20533	4,08646	4,18986	4,16991	4,06970
NOK	8,52103	8,24798	8,53869	9,16918	8,83086
NZD	1,39840	1,46004	1,46005	1,56003	1,41997
SDR	0,73869	0,70598	0,72295	0,72839	0,69926
SEK	9,17241	8,36475	9,07023	9,55138	8,49121
SGD	1,39223	1,34671	1,37002	1,36998	1,34002
THB	35,60968	32,53768	32,94203	30,21279	30,26240
VND	22.078,00000	22.451,00000	22.730,00000	23.143,00000	23.181,00000

Table 4.01
PUBLIC DEBT AND NATIONAL EXTERNAL DEBT INDICATORS
Report period: 2016 - 2020

Indicators	2016	2017	2018	2019	2020 (P)
1. Public debt/GDP (%)	63,7	61,4	58,3	55,0	55,9
a. Government debt/GDP (%)	52,7	51,7	49,9	48,0	49,9
b. Government guaranteed Debt/GDP (%)	10,3	9,1	7,9	6,7	5,8
c. Sub-national Government Debt/GDP (%)	1,5	1,1	0,9	0,7	0,7
2. National External Debt/GDP (%)	44,8	49,0	46,0	47,1	47,9
3. National's external Debt service/Export of good and services (%)	3,90	6,1	7,0	5,9	5,7
4. Government's Debt service/Budget revenue (%)	15,8	19,7	17,1	17,4	21,2

* Public and national external debt indicators of 2020 were calculated based on the GDP of 2020 by the Ministry of Planning and Investment;

* Indicator 3 not include short-term number;

* Indicator 4 include direct obligation (not include lending number).

Table 4.02

CENTRAL GOVERNMENT DEBT
2016 – 2020
(Million USD, Billion VND)

	2016		2017		2018		2019		2020 (P)	
	USD	VND	USD	VND	USD	VND	USD	VND	USD	VND
OUTSTANDING⁽¹⁾	107.490,49	2.373.175,07	115.245,27	2.587.371,57	121.743,42	2.767.229,12	125.215,30	2.897.857,78	135.396,27	3.138.620,82
External	42.915,79	947.494,88	46.323,14	1.040.000,87	46.978,26	1.067.817,12	47.733,63	1.104.699,34	49.008,24	1.136.059,94
Domestic	64.574,70	1.425.680,19	68.922,13	1.547.370,70	74.765,16	1.699.412,00	77.481,68	1.793.158,44	86.388,03	2.002.560,88
DISBURSEMENT⁽²⁾	20.277,65	444.729,40	14.469,85	323.284,69	14.105,58	318.697,44	12.388,33	285.044,89	19.166,89	444.751,39
External	4.055,21	88.938,90	3.539,73	79.063,99	3.009,55	68.229,44	2.285,81	52.515,11	2.230,40	51.658,29
Domestic	16.222,44	355.790,50	10.930,12	244.220,70	11.096,03	250.468,00	10.102,52	232.529,78	16.936,49	393.093,10
DEBT SERVICE PAYMENT⁽²⁾	11.445,09	250.962,83	11.477,68	256.377,74	11.097,88	250.460,78	12.766,65	293.834,98	15.633,04	362.802,15
External	2.111,24	46.252,92	1.973,38	44.015,36	2.286,06	51.553,78	2.556,14	58.819,63	3.508,12	81.384,86
Domestic	9.333,85	204.709,91	9.504,30	212.362,38	8.811,82	198.907,00	10.210,51	235.015,35	12.124,92	281.417,29
<i>In which:</i>										
Principal payment	7.324,59	160.591,49	6.864,57	153.303,48	6.077,93	137.157,01	7.898,96	181.795,89	10.705,86	248.444,16
External	1.520,02	33.285,68	1.335,63	29.765,88	1.574,40	35.500,01	1.820,88	41.896,61	2.785,97	64.624,86
Domestic	5.804,57	127.305,81	5.528,94	123.537,60	4.503,53	101.657,00	6.078,08	139.899,28	7.919,89	183.819,30
Interest and Commissions payment	4.120,50	90.371,34	4.613,11	103.074,26	5.019,95	113.303,77	4.867,69	112.039,09	4.927,18	114.357,99
External	591,22	12.967,24	637,75	14.249,48	711,66	16.053,77	735,26	16.923,02	722,15	16.760,00
Domestic	3.529,28	77.404,10	3.975,36	88.824,78	4.308,29	97.250,00	4.132,43	95.116,07	4.205,03	97.597,99

⁽¹⁾ Exchange rate at the end of period⁽²⁾ Exchange rate as of day of transaction

Table 4.03

GOVERNMENT EXTERNAL DEBT SORTED BY CREDITOR
Year 2019 - 2020
(Million USD, Billion VND)

	2019		2020 (P)	
	USD	VND	USD	VND
TOTAL	47.733,63	1.104.699,34	49.008,24	1.136.059,94
OFFICAL CREDITORS	45.839,02	1.060.852,43	47.879,32	1.109.890,58
BILATERAL	21.737,89	503.079,94	22.547,52	522.674,13
Japan	14.517,45	335.977,30	15.319,82	355.128,65
Korea	1.344,72	31.120,82	1.454,15	33.708,67
France	1.295,85	29.989,78	1.385,67	32.121,21
Germany	512,09	11.851,28	598,81	13.881,07
Others	4.067,79	94.140,76	3.789,07	87.834,53
MULTILATERAL	24.101,13	557.772,49	25.331,80	587.216,45
ADB	8.300,13	192.089,82	8.431,74	195.456,15
WB	15.241,72	352.739,06	16.293,02	377.688,57
Others	559,29	12.943,61	607,04	14.071,73
PRIVATE CREDITOR	1.894,61	43.846,91	1.128,91	26.169,36

Table 4.04

GOVERNMENT GUARANTEED DEBT
2016 – 2020
(Million USD, Billion VND)

	2016		2017		2018		2019		2020 (P)	
	USD	VND	USD	VND	USD	VND	USD	VND	USD	VND
OUTSTANDING⁽¹⁾	91.432,55	2.018.647,78	109.178,64	2.451.169,75	112.113,99	2.548.352,03	122.779,59	2.841.488,16	130.118,98	3.016.287,89
External	42.915,79	947.494,88	46.323,14	1.040.000,87	46.978,26	1.067.817,12	47.733,63	1.104.699,34	49.008,24	1.136.059,94
Domestic	48.516,75	1.071.152,90	62.855,50	1.411.168,88	65.135,73	1.480.534,91	75.045,97	1.736.788,82	81.110,74	1.880.227,95
DISBURSEMENT⁽²⁾	65.122,88	1.428.275,01	96.121,89	2.157.626,04	97.694,91	2.220.332,98	93.331,96	2.148.139,22	115.365,41	2.677.502,74
External	4.055,21	88.938,90	3.539,73	79.063,99	3.009,55	68.229,44	2.285,81	52.515,11	2.230,40	51.658,29
Domestic	61.067,67	1.339.336,11	92.582,16	2.078.562,05	94.685,36	2.152.103,54	91.046,15	2.095.624,11	113.135,01	2.625.844,45
DEBT SERVICE PAYMENT⁽²⁾	56.330,29	1.235.385,21	81.994,12	1.840.561,05	97.324,81	2.211.456,75	86.480,49	1.990.480,35	112.629,84	2.614.081,45
External	2.111,24	46.252,92	1.973,38	44.015,36	2.286,06	51.553,78	2.556,14	58.819,63	3.508,12	81.384,86
Domestic	54.219,05	1.189.132,29	80.020,74	1.796.545,69	95.038,75	2.159.902,97	83.924,35	1.931.660,72	109.121,72	2.532.696,59
<i>In which:</i>										
Principal payment	54.758,86	1.200.919,95	79.612,33	1.787.156,00	93.964,56	2.135.267,98	82.956,26	1.909.373,34	109.866,54	2.549.946,75
External	1.520,02	33.285,68	1.335,63	29.765,88	1.574,40	35.500,01	1.820,88	41.896,61	2.785,97	64.624,86
Domestic	53.238,84	1.167.634,27	78.276,70	1.757.390,12	92.390,16	2.099.767,97	81.135,38	1.867.476,73	107.080,57	2.485.321,89
Interest and Commissions payment	1.571,43	34.465,26	2.381,80	53.405,05	3.360,25	76.188,76	3.524,23	81.107,01	2.763,30	64.134,70
External	591,22	12.967,24	637,75	14.249,48	711,66	16.053,77	735,26	16.923,02	722,15	16.760,00
Domestic	980,21	21.498,02	1.744,05	39.155,57	2.648,59	60.134,99	2.788,97	64.183,99	2.041,15	47.374,70

(1) Exchange rate at the end of period

(2) Exchange rate as of day of transaction

Table 4.05

SUB-NATIONAL GOVERNMENT DEBT⁽¹⁾
2016 – 2020
(Million USD, Billion VND)

	2016		2017		2018		2019 (R)		2020 (P)	
	USD	VND	USD	VND	USD	VND	USD	VND	USD	VND
OUTSTANDING⁽²⁾	2.994,17	66.105,34	2.572,36	57.752,13	2.212,17	50.282,72	1.987,24	45.990,61	1.998,45	46.326,12
DISBURSEMENT⁽³⁾	617,84	13.536,95	383,04	8.558,66	235,48	5.315,49	336,92	7.754,78	629,68	14.614,75
DEBT SERVICE PAYMENT⁽³⁾	1.080,74	23.702,79	873,59	19.519,41	572,28	12.917,85	618,05	14.225,55	610,90	14.178,88
<i>In which:</i>										
Principal payment	959,02	21.033,28	770,76	17.221,66	477,43	10.776,95	527,85	12.149,49	525,92	12.206,45
Interest and Commissions payment	121,72	2.669,51	102,84	2.297,75	94,84	2.140,90	90,20	2.076,06	84,98	1.972,43

⁽¹⁾ Including external debt onlending from Central Government and VDB

⁽²⁾ Exchange rate at the end of period

⁽³⁾ Exchange rate as of day of transaction

Table 4.06

PUBLIC AND NATIONAL EXTERNAL DEBT
2016 – 2020
(Million USD, Billion VND)

	2016		2017		2018		2019		2020 (P)	
	USD	VND	USD	VND	USD	VND	USD	VND	USD	VND
OUTSTANDING⁽¹⁾	91.432,55	2.018.647,78	109.178,64	2.451.169,75	112.113,99	2.548.352,03	122.779,59	2.841.488,16	130.118,97	3.016.287,89
Government external debt	42.915,79	947.494,88	46.323,14	1.040.000,87	46.978,26	1.067.817,12	47.733,63	1.104.699,34	49.008,24	1.136.059,94
SOEs External debt	48.516,75	1.071.152,90	62.855,50	1.411.168,88	65.135,73	1.480.534,91	75.045,97	1.736.788,82	81.110,74	1.880.227,95
DISBURSEMENT⁽²⁾	65.122,88	1.428.275,01	96.121,89	2.157.626,04	97.694,91	2.220.332,98	93.331,96	2.148.139,22	115.360,72	2.677.502,74
Government external debt	4.055,21	88.938,90	3.539,73	79.063,99	3.009,55	68.229,44	2.285,81	52.515,11	2.225,71	51.658,29
SOEs External debt	61.067,67	1.339.336,11	92.582,16	2.078.562,05	94.685,36	2.152.103,54	91.046,15	2.095.624,11	113.135,01	2.625.844,45
DEBT SERVICE PAYMENT⁽²⁾	56.330,29	1.235.385,21	81.994,12	1.840.561,05	97.324,81	2.211.456,75	86.480,49	1.990.480,35	112.628,20	2.614.081,45
Government external debt	2.111,24	46.252,92	1.973,38	44.015,36	2.286,06	51.553,78	2.556,14	58.819,63	3.506,48	81.384,86
SOEs External debt	54.219,05	1.189.132,29	80.020,74	1.796.545,69	95.038,75	2.159.902,97	83.924,35	1.931.660,72	109.121,72	2.532.696,59
<i>In which:</i>										
Principal payment	54.758,86	1.200.919,95	79.612,33	1.787.156,00	93.964,56	2.135.267,98	82.956,26	1.909.373,34	109.864,95	2.549.946,75
Government external debt	1.520,02	33.285,68	1.335,63	29.765,88	1.574,40	35.500,01	1.820,88	41.896,61	2.784,37	64.624,86
SOEs External debt	53.238,84	1.167.634,27	78.276,70	1.757.390,12	92.390,16	2.099.767,97	81.135,38	1.867.476,73	107.080,57	2.485.321,89
Interest and Commissions payment	1.571,43	34.465,26	2.381,80	53.405,05	3.360,25	76.188,76	3.524,23	81.107,01	2.763,26	64.134,70
Government external debt	591,22	12.967,24	637,75	14.249,48	711,66	16.053,77	735,26	16.923,02	722,11	16.760,00
SOEs External debt	980,21	21.498,02	1.744,05	39.155,57	2.648,59	60.134,99	2.788,97	64.183,99	2.041,15	47.374,70

⁽¹⁾ Exchange rate at the end of period⁽²⁾ Exchange rate as of day of transaction

Chart 1

GOVERNMENT DEBT OUTSTANDING

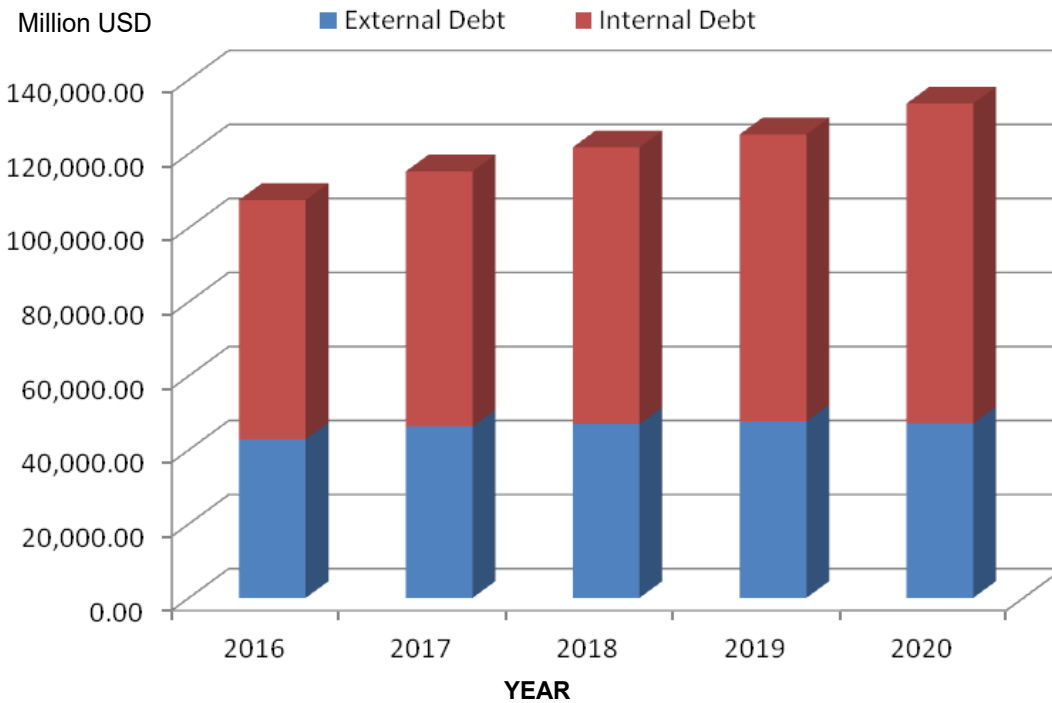
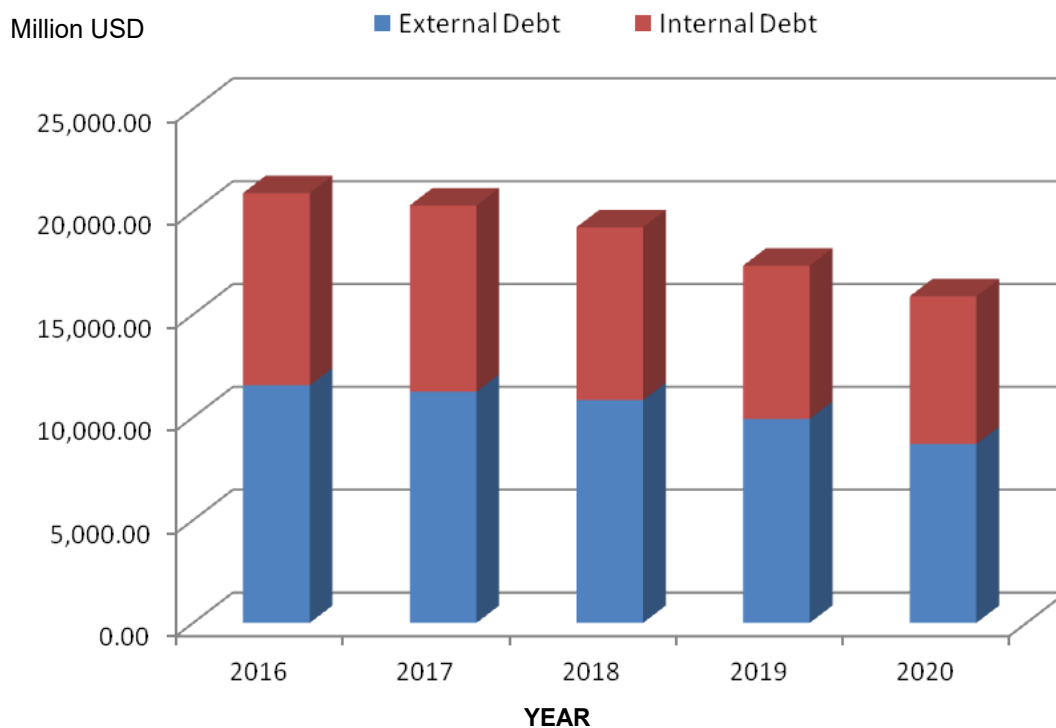


Chart 2

GOVERNMENT GUARANTEED OUTSTANDING DEBT



PART III

Definitions

Commitment

A firm obligation to lend, guarantee, or insure resource of a specific amount under specific financial terms and conditions.

Official Creditors

Public sector creditors, including multilateral organizations. External debt owed to official creditors might also include debt that was originally owed to private creditors, but was guaranteed by a public entity in the same economy as the creditor e.g., an export credit agency.

Private Creditors

Creditors that are neither governments nor public sector agencies. These include private financial institutions, and manufacturers, exporters and other suppliers of goods that have financial claim

Net Transfer

From the viewpoint of a loan, the net flow is gross disbursements less principal repayments and interest and commission payments.

Multilateral Loans

See “Official credits”.

Bilateral Loans

See “Official credits”.

Official Development Assistance (ODA) Loans

ODA loan, which is a foreign loan with at least 35% grant element if the loan is tied to mandatory procurement of goods or services as required by the foreign donor, or at least 25% grant element if it is an untied aid.

Concessional Loans

Concessional loan”, which is a foreign loan that is more favorable than a commercial loan but the grant element of which is lower than ODA loans

London Club

A group of commercial banks whose representatives meet periodically to negotiate the restructuring of debts of sovereign borrowers. There is no organizational framework for the London Club comparable to that of the Paris Club.

Paris Club

A forum in which debt relief is provided by governments belonging to the DAC (Development Assistance Committee) of the OECD (Organization of Economic Cooperation and Development). The Chairman and the Secretariat are provided by the French Treasury. Any other official creditors other than those of the OECD may take part in the negotiations to reorganize the debt of one of their debtors. The Paris Club agrees the basic terms of the rescheduling – the consolidation period, the cut-off date, the grace period, the repayment period and the coverage of the agreement – which are set out in the agreed minute. However, the agreed minute has no legal status, and the rescheduling is actually put into effect by a series of bilateral agreements negotiated separately by each individual creditor some time after the Paris Club agreement. The bilateral agreements also set the interest rate

on the rescheduling for the debts owed to each individual creditor.

Debt Conversion

The exchange of debt for a non-debt liability, such as equity, or for counterpart funds, such as can be used to finance a particular project or policy.

Multilateral Creditor

These creditors are multilateral institutions such as the IMF and the World Bank, as well as other multilateral development banks.

Net Flow

From the viewpoint of a loan, the net flow is gross disbursements less principal repayments.

Debt Outstanding

The amount that has been disbursed but has not, as yet, been paid back or forgiven.

EURIBOR (Euro Inter-Bank Offered Rate)

The EURIBOR is the European inter-bank base rate that replaced the national inter-bank rates (IBOR) in the countries participating in the European Monetary Union from 1 January 1999.

EURO

The EURO is the European currency launched on 1 January 1999. As a consequence, the currencies of the countries participating in the Monetary Union are no longer quoted on the foreign exchange markets.

EURO LIBOR

The EURO LIBOR is calculated by the British Bankers' Association as an unweighted average of the money market rates for the euro provided by a panel of banks.

See "EURIBOR".

Disbursement/Drawing

The transactions of providing financial

resources. The two counter parties must record the transaction simultaneously. In practice, disbursements are recorded at one of several stages: provision of goods and services (where trade credit is involved); placing of funds at the disposal of the recipient in an earmarked fund or account; withdrawal of funds by the recipient from an earmarked fund or account; or borrower. The term "utilized" may apply when the credit extended is in a form other than currency. Disbursements should be recorded gross-the actual amount disbursed.

Principal Repayment

An actual payment made by the debtor to the creditor to cover principal reimbursement due, in accordance with the amortization table.

Debt Rescheduling

Debt rescheduling refers to the formal deferment of debt service payments and the application of new and extended maturities to the deferred amount. Rescheduling debts is one means of providing a debtor with debt relief through a delay and, in the case of concessional rescheduling, a reduction in debt-services obligations.

Official Development Assistance (ODA)

Flows of official financing administered with the promotion of the economic development countries as the main objective, and which are concessional in character with a grant element of at least 25 percent. By convention, ODA flows comprise contributions of donor government agencies, at all levels, to developing countries ("bilateral ODA") and to multilateral institutions. ODA receipts comprise disbursement by bilateral donors and multilateral institutions. Lending by export credit agencies – with the purpose of export promotion – is excluded.

Fixed Rate Debt

Debt instruments which its interest costs are not linked to any reference index.

Floating Rate Debt

Debt instruments that its interest costs are linked to a reference index—for example, LIBOR (London inter-bank offered rate), or the price of specific commodity, or the price specific financial instrument that normally change over time in a continuous manner in response to market pressures.

Interest

For the use of principal, interest can, and usually does, accrue on the principal amount, resulting in an interest cost for the debtor. When this cost is paid periodically, as commonly occurs, it is known as an interest payment. Interest can be calculated either using a fixed-interest rate or a variable-interest rate basis.

Capitalized Interest

Capitalized interest is the conversion of accrued interest costs or future interest payments, by a contractual arrangement with the creditor, to a new debt instrument or the principal amount. The most common form of capitalization is the reinvestment of interest costs into the principal amount, either because of an explicit agreement regarding the specific debt instrument or as part of a rescheduling agreement.

Late Interest

Compensation (penalty) one party has to pay to another party in the event of the first party failing to meet its obligations, or some of its obligations, under the terms of a loan contract.

Debt obligation

Principal, interest, fees and other expenses that are due over a certain period of time.

Bond Holders

These are all holders of bonds and other securities, including those issued by commercial banks and other financial institutions.

Government Debt

Government debt means the debt incurred by domestic, external borrowing that has been entered into or issued in the name of the State or on behalf of the Government,

Government Guaranteed Bond

The bond is issued by enterprises to raise capital for investment projects and guaranteed by the Government.

Provincial Debt

Means the debt signed, issued or authorized for issuance by the Provincial People's Committees or People's Committees of Cities under central government management (hereinafter referred to as Provincial People's Committees).

Short-Term Debt

Debt that has maturity of one year or less. Maturity can be defined either on an original or remaining basis.

National External Debt

National External Debt means the total of the external outstanding debt stock of the Government, the external outstanding debts guaranteed by the Government and other external outstanding debts of enterprises and other institutions under the method of self-borrowing and self-repayment in pursuance to applicable Vietnam legislation.

Arrears

Amounts that are past-due-for-payment and unpaid. Arrears can arise as a the consequence of either or both late payment of principal,

interest on debt instruments and late payments for other instrument transactions.

Creditor Country

The country in which the creditor resides. In Paris Club terminology, it is an official bilateral creditor.

Fee

A payment for a service, for instance commitment fee, agent fee, management fee.

Debt Reorganization

An action taken jointly by a creditor and a debtor that result in a change of the debt service profile in order to ease the burden of that profile. This action may take the form of debt reorganization lending or debt relief grants. In the latter case the action may be taken unilaterally by the creditor. Debt reorganization includes debt forgiveness, rescheduling and refinancing operations.

Refinancing

Refinancing is type of agreement or the financing type of a loan. It refers to an agreement by a lender or an agency acting on behalf of the lender, to finance service payments arising from earlier borrowing by extending a new loan for this purpose.

Official Credit

Also called official loans.

Official credits include bilateral loans as well as loans from multilateral organizations:

- Bilateral loans are loans from governments and their agencies (including central banks), loans from autonomous bodies, and direct loans from official export credit agencies.

- Loans from multilateral organizations are loans and credits from the World Bank, regional development banks, and other

multilateral and intergovernmental agencies. Excluded are loans from funds administered by an international organization on behalf of a single donor government (these are classified as loans from governments).

Private Credits

Private credits are debt instrument extended by private creditors. It can include publicly issued or privately placed bonds, loans from commercial banks (including private banks and private financial institutions) and all other private loans such as credits from exporters and other suppliers as well as bank credits covered by a guarantee of an export credit agency.

See "Private creditors".

Bonds

These instruments give holders unconditional right to a fixed money income or contractually determined variable money income. They are usually traded in organized markets or other financial markets.

Government Bond

Means the bond issued by the Ministry of Finance to raise funds to finance State Budget or other specific investment projects and/or capital construction works.

Government Guaranteed Debt

Government guaranteed debt means the debt incurred by domestic and external borrowing by financial and/or credit institutions or other enterprises, whose repayments are guaranteed by the Government.

Provincial Bond

The bond is issued or authorized for issuance by the Provincial People's Committee to raise capital for the capital construction works and/or investment projects.

Responsible for publishing by:
Truong Hung Long

Edited by:
Dang Quang Huy
Duong Quynh Le
Nguyen Thi Nguyen
Nguyen The Hien
Nguyen Thanh Hoa
Nguyen Hue Minh

Designed by:
Dang Quang Huy

BULLETIN PUBLIC DEBT

The number of printing: 200 books, size: 21x29,7 cm
Printed at: Hoang Bao Chau Services Trading Co., LTD
Publish registration number: N° 66/GP-XBBT, 13th Oct 2014

